

P/N: 44201-0102

Copyright

© 2014, FLIR Systems, Inc.

All rights reserved worldwide. Names and marks appearing herein are either registered trademarks or trademarks of FLIR Systems and/or its subsidiaries. All other trademarks, trade names or company names referenced herein are used for identification only and are the property of their respective owners.

Document identity

Publ. No.: 44201-0102

Release:

Commit: 20943

Language: en-US

Modified: 2014-11-24

Formatted: 2014-11-24

Corporate Headquarters

FLIR Systems, Inc.
27700 SW Parkway Ave.
Wilsonville, OR 97070
USA
Telephone: +1-503-498-3547

Website

<http://www.flir.com>

Customer support

<http://support.flir.com>

Disclaimer

Specifications subject to change without further notice. Camera models and accessories subject to regional market considerations. License procedures may apply. Products described herein may be subject to US Export Regulations. Please refer to exportquestions@flir.com with any questions.



General description	
<p>Optical gas imaging especially of SF6 and ammonia</p> <p>The FLIR GF306 is an IR camera for optical gas imaging (OGI) that visualizes and pinpoints gas leaks of SF6 and ammonia, without the need to de-energize high-voltage equipment or shut down the operation. The portable camera also greatly improves operator safety, by detecting emissions at a safe distance, and helps to protect the environment by tracing leaks of environmentally harmful gases.</p> <p>SF6 is used in the electric power industry as an insulator and quenching medium for gas-insulated substations and circuit breakers. The gas is also used in magnesium production and semiconductor manufacture. Ammonia is produced in ammonia plants, and is used mainly for the production of fertilizers.</p>	
Benefits:	
<ul style="list-style-type: none"> Improved efficiency: The FLIR GF306 reduces revenue loss by pinpointing even small gas leaks quickly and efficiently, and from a distance. It also reduces the inspection time by allowing a broad area to be scanned rapidly and without the need to de-energize components in the high-voltage area. The wireless connectivity of the camera allows you to connect to smart phones or tablet PCs for the wireless transfer of images or remote control of the camera. The FLIR GF306 can also be used for temperature measurement, which makes it even more useful for predictive maintenance of high-voltage equipment. Increased worker safety: OGI allows gas leaks to be detected in a non-contact mode and from a safe distance. This prevents electrical exposure to personnel working in a high-voltage area. With a GF306 gas imaging camera it is easy to scan areas of interest that are difficult to reach with conventional methods. The camera is ergonomically designed, with a bright LCD and tiltable viewfinder, which facilitates its use over a full working day. Protecting the environment: SF6 is a well-known greenhouse gas that can cause harm to the environment, and is usually governed by regulations. SF6 has a global warming potential 24,000 times higher than CO2. Even small leaks can be detected and documented using the FLIR GF306 camera. 	
<p>Detects the following gases:</p> <p>Sulfur Hexafluoride (SF6), Acetyl Chloride, Acetic Acid, Allyl Bromide, Allyl Chloride, Allyl Fluoride, Ammonia (NH3), Bromomethane, Chlorine Dioxide, Ethyl Cyanoacrylate, Ethylene, Furan, Hydrazine, Methylsilane, Methyl Ethyl Ketone, Methyl Vinyl Ketone, Propenal, Propene, R 134a, Tetrahydrofuran, Trichloroethylene, Uranyl Fluoride, Vinyl Chloride, Vinyl Cyanide, Vinyl Ether</p>	
Licensing and classification	
License information	Interchangeable lens version of the FLIR GF3XX series requires US Department of State License and will be subject to limitations on resale, except inside US. Allow a minimum of 90 days after application submittal for approval.
Imaging and optical data	
IR resolution	320 × 240 pixels
Thermal sensitivity/NETD	<15 mK @ +30°C (+86°F)
Field of view (FOV)	24° × 18°

P/N: 44201-0102

© 2014, FLIR Systems, Inc.

#44201-0102; r. /20943; en-US

Imaging and optical data	
Minimum focus distance	0.3 m (1.0 ft.)
Focal length	23 mm (0.89 in.)
Lens identification	Automatic
F-number	1.5
Focus	Automatic (one touch) or manual (electric or on the lens)
Zoom	1–8× continuous, digital zoom
Digital image enhancement	Noise reduction filter, High Sensitivity Mode (HSM)
Detector data	
Detector type	Focal Plane Array (FPA), cooled QWIP
Spectral range	10.3–10.7 μm
Detector pitch	30 μm
Sensor cooling	Stirling Microcooler (FLIR MC-3)
Detects following gases	Sulfur Hexafluoride (SF6), Acetyl Chloride, Acetic Acid, Allyl Bromide, Allyl Chloride, Allyl Fluoride, Ammonia (NH3), Bromomethane, Chlorine Dioxide, Ethyl Cyanoacrylate, Ethylene, Furan, Hydrazine, Methylsilane, Methyl Ethyl Ketone, Methyl Vinyl Ketone, Propenal, Propene, R 134a, Tetrahydrofuran, Trichloroethylene, Uranyl Fluoride, Vinyl Chloride, Vinyl Cyanide, Vinyl Ether
Electronics and data rate	
Full frame rate	60 Hz
Image presentation	
Display	Built-in widescreen, 4.3 in. LCD, 800 × 480 pixels
Viewfinder	Built-in, tiltable OLED, 800 × 480 pixels
Automatic image adjustment	Continuous/manual; linear or histogram based
Manual image adjustment	Level/span
Image presentation modes	
Image modes	IR-image, visual image, High Sensitivity Mode (HSM)
Measurement	
Temperature range	–40°C to +500°C (–40°F to +932°F)
Accuracy	±1°C (±1.8°F) for temperature range (0°C, to +100°C, +32°F to +212°F) or ±2% of reading for temperature range (>+100°C, >+212°F)
Measurement analysis	
Spotmeter	10
Area	5 boxes with max./min./average
Profile	1 live line (horizontal or vertical)
Difference temperature	Delta temperature between measurement functions or reference temperature
Reference temperature	Manually set or captured from any measurement function
Emissivity correction	Variable from 0.01 to 1.0 or selected from editable materials list

P/N: 44201-0102

© 2014, FLIR Systems, Inc.

#44201-0102; r. /20943; en-US

Measurement analysis	
Reflected apparent temperature correction	Automatic, based on input of reflected temperature
Measurement corrections	Reflected temperature, distance, atmospheric transmission, humidity, external optics

Set-up	
Menu commands	Level, span Auto adjust continuous/manual/semi-automatic Zoom Palette Start/stop recording Store image Playback/recall image
Color palettes	Iron, Gray, Rainbow, Arctic, Lava, Rainbow HC
Set-up commands	1 programmable button, overlay recording mode, local adaptation of units, language, date and time formats

Storage of images	
Storage media	Removable SD or SDHC memory card , two card slots
Image storage capacity	> 1200 images (JPEG) with post process capability per GB on memory card
Image storage mode	IR/visual images Visual image can automatically be associated with corresponding IR image
Periodic image storage	Every 10 seconds up to 24 hours
File formats	Standard JPEG, 14 bit measurement data included

Geographic Information System	
GPS	Location data automatically added to every image from built-in GPS

Video recording in camera	
Non-radiometric IR-video recording	MPEG4 (up to 60 minutes/clip) to memory card. Visual image can automatically be associated with corresponding recording of non-radiometric IR-video.
Visual video recording	MPEG4 (25 minutes/clip) to memory card

Video streaming	
Non-radiometric IR-video streaming	RTP/MPEG4

Digital camera	
Built-in digital camera	3.2 Mpixel, auto focus, and two video lamps

Laser pointer	
Laser	Activated by dedicated button
Laser classification	Class 2
Laser type	Semiconductor AlGaInP diode laser, 1 mW, 635 nm (red)

P/N: 44201-0102

© 2014, FLIR Systems, Inc.

#44201-0102; r. /20943; en-US

USB	
USB	<ul style="list-style-type: none"> • USB-A: Connect external USB device • USB Mini-B: Data transfer to and from PC
USB, standard	USB Mini-B: 2.0 High Speed

Composite video	
Video out	Digital Video Output (image)

Power system	
Battery type	Rechargeable Li Ion battery
Battery voltage	7.2 V
Battery capacity	4.4 Ah
Battery operating time	> 2 hours at 25°C (+68°F) and typical use
Charging system	In camera (AC adapter or 12 V from a vehicle) or 2-bay charger
Charging time	2.5 h to 95% capacity, charging status indicated by LED's
External power operation	AC adapter 90–260 VAC, 50/60 Hz or 12 V from a vehicle (cable with standard plug, optional)
DC operation	10.8 to 16V DC, Polarity protected (proprietary protected)
Power	12.5 W typically
Start-up time	Typically 10 min. @ 25°C (+77°F)

Environmental data	
Operating temperature range	–20°C to +40°C (–4°F to +104°F)
Storage temperature range	–30°C to +60°C (–22°F to +140°F)
Humidity (operating and storage)	IEC 68-2-30/24 h 95% relative humidity +25°C to +40°C (+77°F to +104°F) (2 cycl)
Directives	<ul style="list-style-type: none"> • 73/23EEC • 2004/108/EC • 2002/95/EC • 2002/96/EC
EMC	<ul style="list-style-type: none"> • EN61000-6-4 (Emission) • EN61000-6-2 (Immunity) • FCC 47 CFR Part 15 class A (Emission) • EN 61 000-4-8, L5
Encapsulation	IP 54 (IEC 60529)
Shock	25 g (IEC 60068-2-27)
Vibration	2 g (IEC 60068-2-6)
Safety	Power supply: EN/UL/IEC 60950-1

Physical data	
Camera weight, excl. lens and battery	1.94 kg (4.27 lb.)
Camera weight, incl. lens and excl. battery	2.24 kg (4.94 lb.)
Camera weight, incl. lens and battery	2.48 kg (5.47 lb.)
Battery weight	0.24 kg (0.52 lb.)
Camera size, excl. lens (L × W × H)	284 × 169 × 161 mm (11.2 × 6.7 × 6.3 in.)
Cameras size, incl. lens (L × W × H)	306 × 169 × 161 mm (12.0 × 6.7 × 6.3 in.)
Battery size (L × W × H)	141 × 47 × 28 mm (5.5 × 1.8 × 1.1 in.)

P/N: 44201-0102

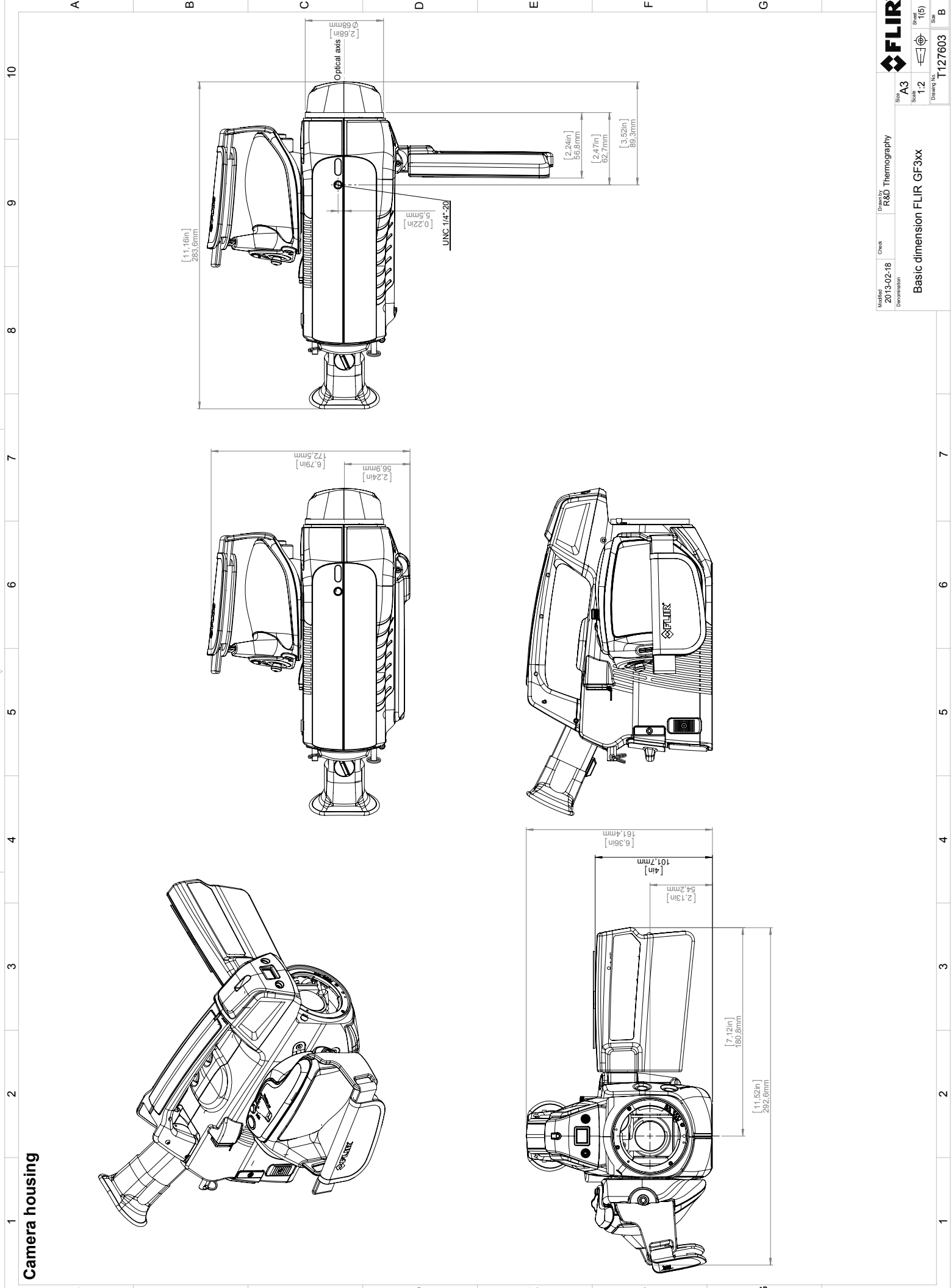
© 2014, FLIR Systems, Inc.

#44201-0102; r. /20943; en-US

Physical data	
Battery charger size (L x W x H)	158 x 122 x 25 mm (6.2 x 4.8 x 1.0 in.)
Tripod mounting	UNC ¼"-20
Housing material	Aluminum, Magnesium
Grip material	TPE Thermoplastic Elastomers
Shipping information	
List of contents	<ul style="list-style-type: none"> • Infrared camera with lens • Battery charger • Battery, 2 ea. • FLIR Tools download card • FLIR VideoReport PC software CD-ROM • Hard transport case • HDMI-DVI cable • HDMI-HDMI cable • Lens cap (2 ea.) • Lens cap (mounted on lens) • Memory card • Power supply, incl. multi-plugs • Printed documentation • Shoulder strap • USB cable • User documentation CD-ROM • Wi-Fi USB micro adapter (depending on CE and FCC regulations regarding wireless equipment for your country)

Supplies & accessories:

- T197386; IR lens, 24° with case for GF304, GF306
- T197384; IR lens, 14.5° with case for GF304, GF306
- T197692; Battery charger, incl. power supply with multi plugs
- T910814; Power supply, incl. multi plugs
- T198511; Li-Ion Battery pack 7.4V 33Wh
- T911230ACC; Memory card SDHC 4 GB
- 1910423; USB cable Std A <-> Mini-B
- T198509; Cigarette lighter adapter kit, 12 VDC, 1.2 m/3.9 ft.
- T910815ACC; HDMI to HDMI cable 1.5 m
- T910816ACC; HDMI to DVI cable 1.5 m
- T197555; Hard transport case for FLIR GF3xx-Series
- T951387; Wi-Fi USB micro adapter
- T198586; FLIR Reporter Professional (license only)
- T198584; FLIR Tools
- T198583; FLIR Tools+ (license only)
- T198585; FLIR VideoReport
- DSW-10000; FLIR IR Camera Player
- APP-10002; FLIR Tools Mobile (Android Application)
- T198696; FLIR ResearchIR Max 4
- T198697; FLIR ResearchIR Max + HSDR 4
- T198578; FLIR ResearchIR 3 (license only)
- T198574; FLIR ResearchIR 3 Max (license only)
- T198731; FLIR ResearchIR Standard 4
- T198567; ThermoVision™ System Developers Kit Ver. 2.6
- T198566; ThermoVision™ LabVIEW® Digital Toolkit Ver. 3.3



©2012 FLIR Systems, Inc. All rights reserved worldwide. No part of this drawing may be reproduced, stored in a retrieval system, or transmitted in any form, or by any means, electronic, mechanical, photocopying, recording, or otherwise, without written permission from FLIR Systems, Inc. Specifications subject to change without further notice. Dimensional data is based on nominal values. Products may be subject to regional market considerations. License procedures may apply. Product may be subject to US Export Regulations. Please refer to exportquestions@flir.com with any questions. Division contrary to US law is prohibited.

FLIR

Size: **A3**

Scale: **1:2**

Sheet: **1(5)**

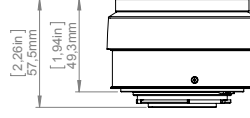
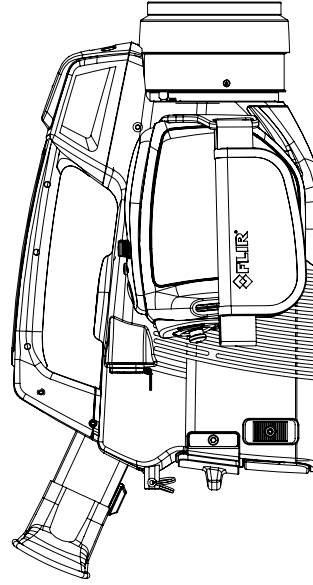
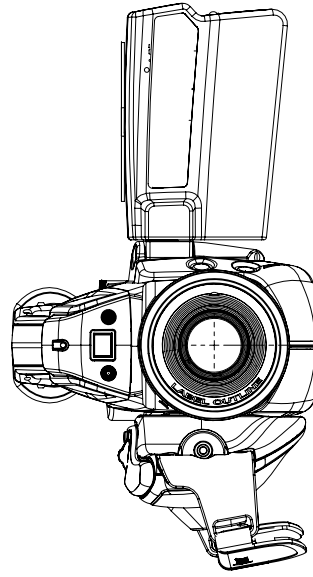
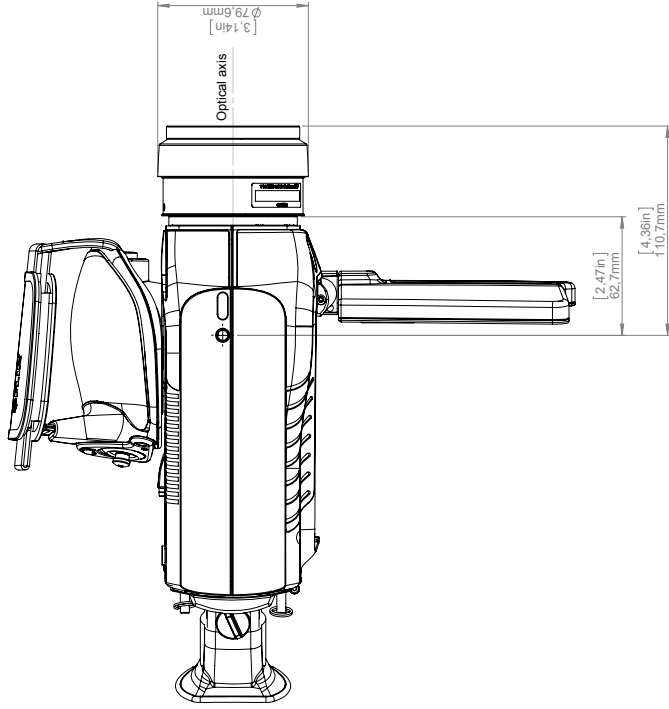
Drawing No.: **1127603**

Modified: **2013-02-18**

Check: **Drawn By: R&D Thermography**

Denomination: **Basic dimension FLIR GF3xx**

Camera with Lens IR f=23 mm (24°)
 Camera with Lens IR f=38 mm (14,5°)

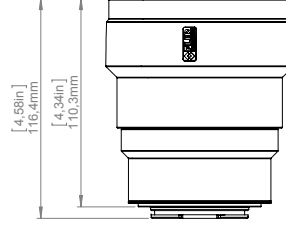
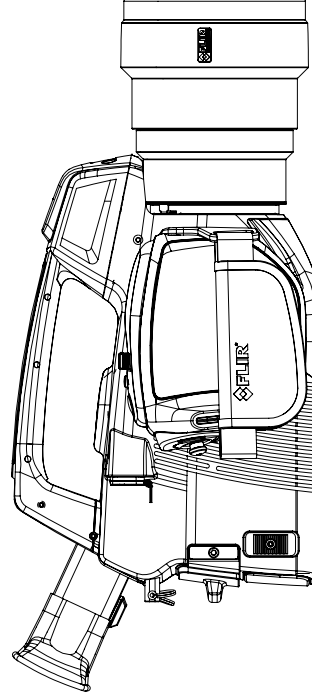
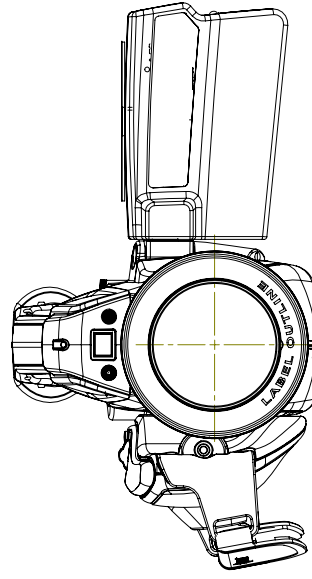
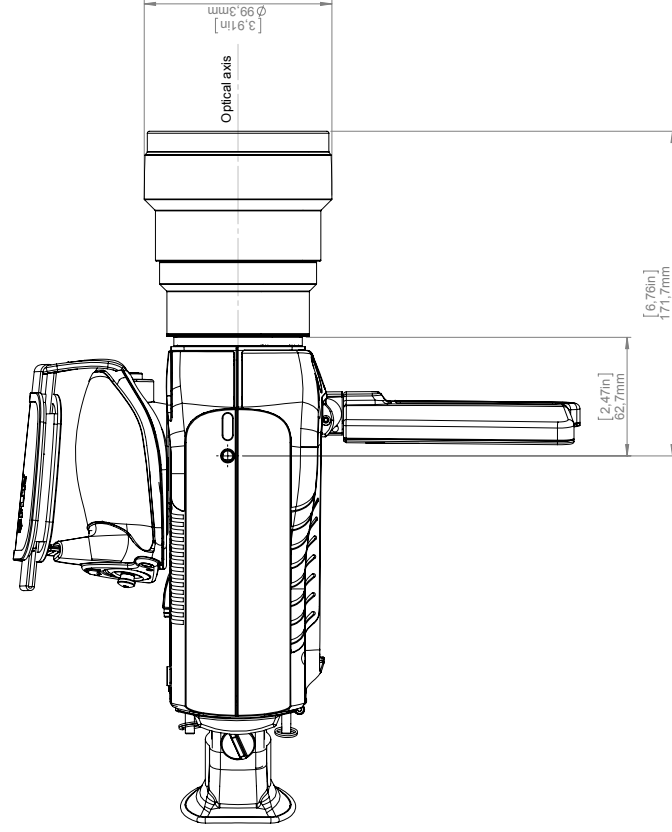
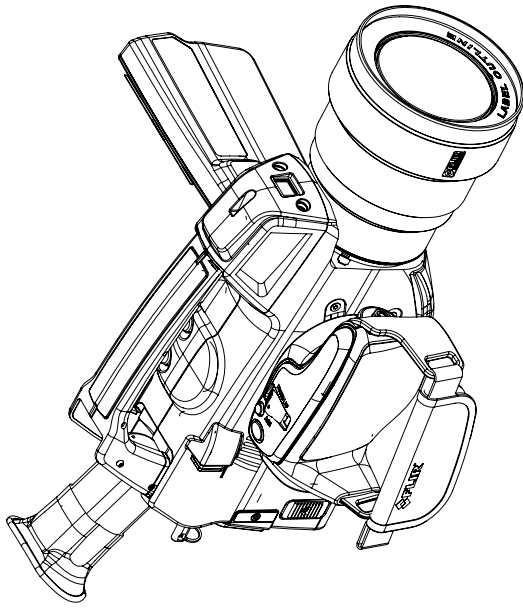


For additional dimensions see page 1

Modified 2013-02-18	Check	Drawn by R&D Thermography	Size A3	Scale 1:2	Sheet 2(5)
Denomination Basic dimension FLIR GF3xx			Drawing No. 1127603	Scale	B



Camera with Lens IR f=92 mm (6°)



For additional dimensions see page 1

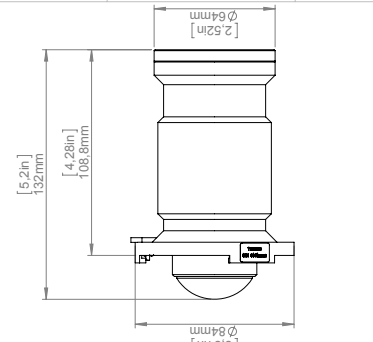
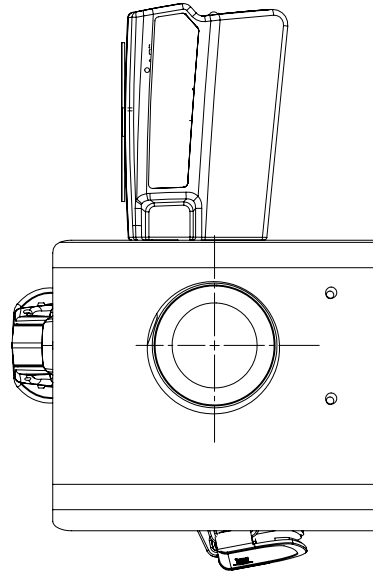
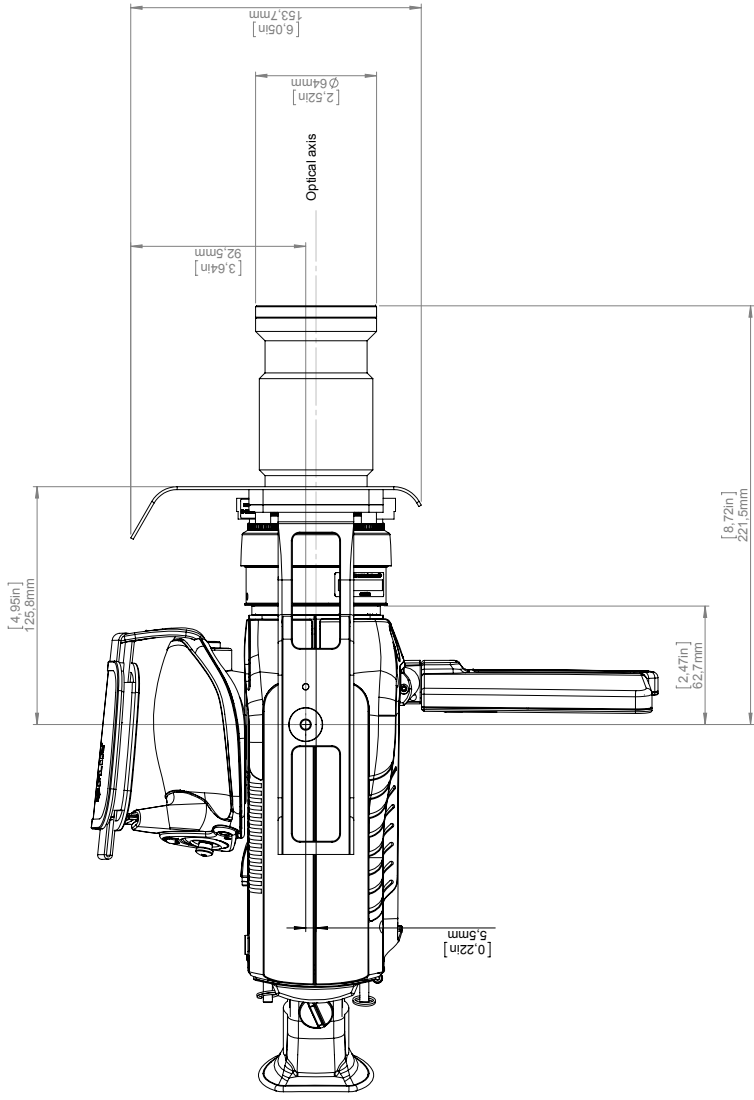


Modified: 2013-02-18
 Check: R&D Thermography
 Drawn by: R&D Thermography

Size: A3
 Scale: 1:2
 Rev: 3(5)
 Drawing No.: I127603
 Size: B

Basic dimension FLIR GF3xx

Camera with Lens f=23mm and extender



For additional dimensions see page 1

Modified: 2013-02-18
 Drawn by: R&D Thermography
 Check: [Signature]
 Denomination:

Size: A3
 Scale: 1:2
 Sheet: 4(5)
 Drawing No.: I127603
 Size: B

Basic dimension FLIR GF3xx



Camera with Lens f=38mm and extender

